



# 电子元器件系列


*www.rf-china.com* RF-Micom co.,Ltd

**EMail:sales@rf-china.com**

**Sale Phone:86-592-5713956**



# 1480nm Pump LDM up to 200mW



## Applications

- Pump Source for Er-Doped Fiber Amplifier
  - C- and/or L-Band EDFA
  - Single Channel Amp to DWDM Amp
  - Pump Source for Raman Amplifier

## Description

- The FOL1402P series has been designed for use in a wide variety of optical amplifiers, such as EDFA or Raman Amplifiers used in dense wavelength-division-multiplexing (DWDM) optical transmission systems.
- A strained multi-quantum well laser diode chip is integrated with a thermo-electric cooler (TEC), thermistor and PIN photodiode in a hermetically sealed 14-pin butterfly package.
- A 2-lens-system couples round light from the laser chip efficiently to the fiber and enables output powers up to 200 mW.
- This series complies with telecom requirements described in Telcordia™ GR-468 requirements and is manufactured in an ISO™9001 certified production line.

## Features

- Rated output power up to 200 mW (CW)
- Widely deployed reliable package design with industry compatible 14 pin butterfly footprint
- Internal Thermo-electric cooler (TEC) and Thermistor for stable operation
- Integrated PIN photodiode for back facet monitor
- Internal optical Isolator (optional)
- Single mode fiber and Polarization maintaining fiber pigtail
- Wavelength stabilization available with external FBG (optional)
- Epoxy free design inside the module for long term Reliability

## Absolute Maximum Ratings

Parameters	Sym.	Min.	Max.	Unit	Parameters	Sym.	Min.	Max.	Unit
Storage Temperature	Tstg	-40	85	°C	PD Forward Current	IfPD	-	5	mA
Operating Case Temperature	Tc	0	75 <sup>1)</sup>	°C	PD Reverse Voltage	VrPD	-	20	V
LD Forward Current	If	-	1000	mA	TEC Current	Ic	-	2	A
LD Reverse Voltage	Vr	-	2	V	TEC Voltage	Vc	-	4.5	V

1) FOL1402PN series; Max. 70°C

## Optical and Electrical Specifications (Sensor Temperature (Ts) = 25°C)

Parameters	Sym.	Min.	Typ.	Max.	Unit	Conditions
Output Power						
FOL1402PJX	Pf <sup>2)</sup>	120	-	-	mW	IfBOL=<500mA, max. ΔT=50°C
FOL1402PJY		130	-	-		
FOL1402PLZ		140	-	-		
FOL1402PLE		150	-	-		IfBOL=<600mA, max. ΔT=50°C
FOL1402PLF		160	-	-		
FOL1402PMG		170	-	-		IfBOL=<700mA, max. ΔT=50°C
FOL1402PMH		180	-	-		
FOL1402PMI		190	-	-		
FOL1402PNJ		200	-	-		IfBOL=<800mA max. ΔT=45°C
Center Wavelength(FP)	λc	1460	-	1490	nm	RMS(-20dB), Rated Power
Center Wavelength(FBG)	λc <sup>3)</sup>	λc-1.5	λc	λc+1.5	nm	RMS(-20dB), Rated Power
Spectral Width(FP)	Δλ	-	-	8	nm	RMS(-20dB), Rated Power
Spectral Width(FBG)	Δλ	-	-	3	nm	RMS(-20dB), Rated Power
LD Operating Forward Voltage	Vf	-	-	2.5	V	Rated Power
LD Forward Current at EOL	IfEOL	-	-	1.2xIfBOL	mA	End of Life
Monitor Current	Im	50	-	1000	μA	VrPD=5V, Rated Power
Monitor Dark Current	Id	-	-	100	nA	VrPD=5V
Extinction Ratio	Re	16	-	-	dB	Type4 and Type6
Isolation	Iso	30	-	-	dB	Type3 and Type4
TEC Current	Ic	-	-	1.8	A	max. ΔT, IfEOL
TEC Voltage	Vc	-	-	4.2	V	max. ΔT, IfEOL
Thermistor Resistance	Rth	9.5	10	10.5	kΩ	Ts=25°C
Thermistor B Constant	Bth	-	3900	-	K	TS=25°C

1) Pf: Available Pf may depend upon center wavelength selected

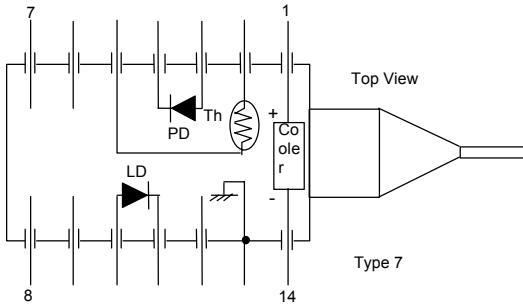
2) λc: Selected center wavelength from 1380nm to 1520nm available

## Thermoelectric Cooler Characteristics and Power Consumption

Part Number	Condition			Condition		
	Max Val., Ts=25°C, ΔT=45°C, IfEOL	Max Val., Ts=25°C, ΔT=50°C, IfEOL	Max Val., Ts=25°C, ΔT=45°C, IfEOL	Max Val., Ts=25°C, ΔT=50°C, IfEOL	Max Val., Ts=25°C, ΔT=45°C, IfEOL	Max Val., Ts=25°C, ΔT=50°C, IfEOL
	Itec[A]	Vtec[V]	4)Ptotal[W]	Itec[A]	Vtec[V]	4)Ptotal[W]
PJ* series Pf=120 to 130[mW]	1.1	2.4	3.5	1.2	2.7	4.0
PL* series Pf=140 to 160[mW]	1.2	2.7	4.4	1.3	3.0	5.1
PM* series Pf=170 to 190[mW]	1.4	3.1	5.8	1.5	3.5	6.8
PN* series Pf=200[mW]	1.7	3.6	7.8	-	-	-

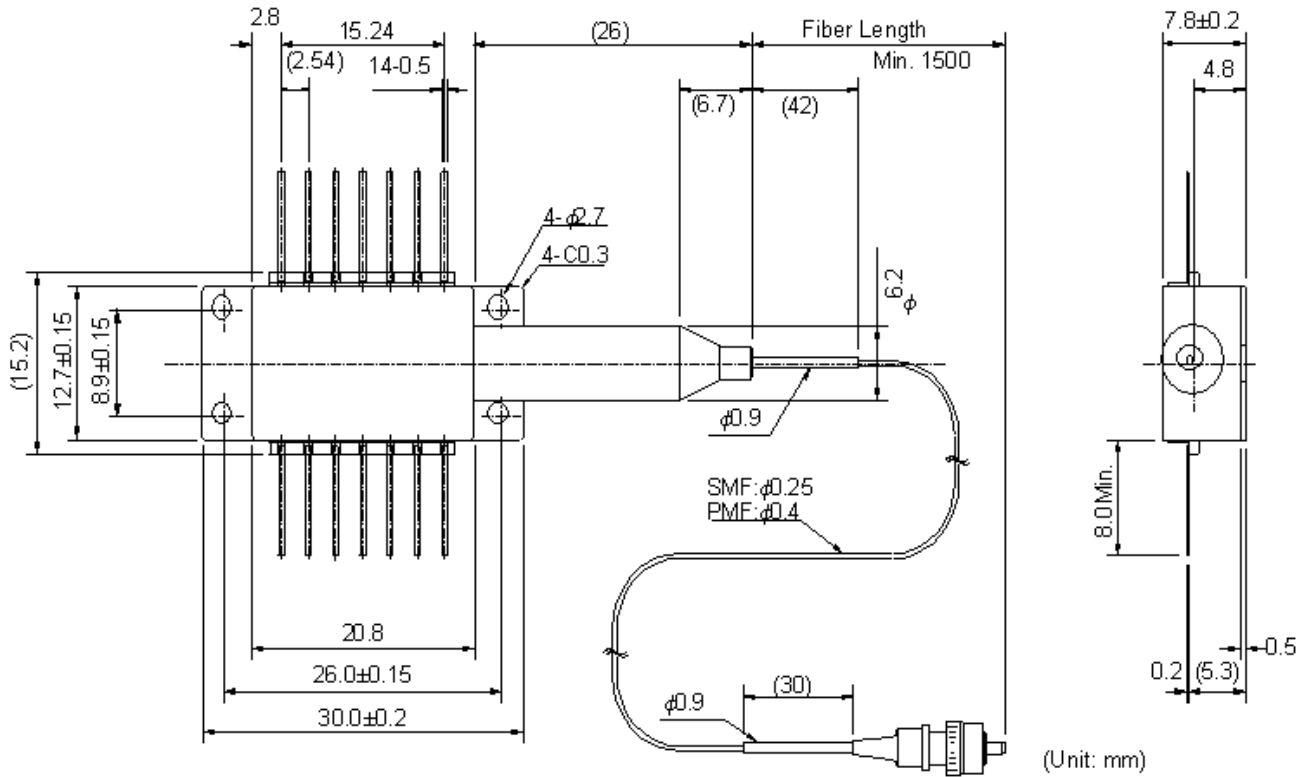
4) Ptotal = Wtec + Wld (Total Power Consumption)

## Dimensions and Pin Assignments



Pin #	Function	Pin #	Function
1	Cooler (+)	8	No Connection
2	Thermistor	9	No Connection
3	PD Anode (-)	10	LD Anode (+)
4	PD Cathode (+)	11	LD Cathode (-)
5	Thermistor	12	No Connection
6	No Connection	13	Case Ground
7	No Connection	14	Cooler (-)

### Type 1, 3, 4 (FP)





## **Safety Information**

---

This product complies with 21 CFR 1040.10 and 1040.11, Class 3b laser product. Invisible laser radiation is emitted from the end of the fiber or connector. Avoid direct exposure to the beam

*Telcordia* is a trademark of *Telcordia Technologies, Inc.*  
*ISO* is a trademark of *The International Organization for Standardization*

Furukawa Electric Co, Ltd., Fitel Technologies, Inc, and Furukawa Electric Europe, Ltd. reserve the right to change data contained in this document in the interest of continued product improvement. The publication of this information does not imply freedom from patent or any other rights of The Furukawa Electric Company, Ltd. or its affiliated companies.

---

The logo for FITELE, consisting of the word "FITELE" in a bold, blue, sans-serif font. The letters are stylized with horizontal bars extending from the top and bottom of the 'F', 'I', 'T', and 'E'.

Perryville Corporate Park

3<sup>rd</sup>

USA



***www.rf-china.com***

**RF-Micom co.,Ltd**

**EMail:sales@rf-china.com**

**Sale Phone:86-592-5713956**

